



Milesight-Troubleshooting Hardware Reset of NVR

NVR Version	xx.6.0.24	Update	2015.03.18
--------------------	------------------	---------------	-------------------


The following will introduce how to reset NVR via hardware.

1. Position of Reset Button


- **Series-1000:** a hole on the back, use a pin or something like that to push the button deeper inside the hole.




- **Series-5000:** slide and open the right panel, a black button on the inside like the figure shown below.



- **Series-7000:** open the front panel, a reset button on the left side of the front panel.



- **Series-8000:** open the front panel, a hole on the right side of the front panel like the figure shown below, use a pin or something like that to push the button deeper inside the hole.



2. Reset Steps

Step1: Turn off the power;

Step2: Press the reset button;

Step3: Keep pressing the reset button and power on the NVR at the same time;

Step4: You will hear several short “beep” during this time;

Step5: Reset successfully when the short “beep” become an nonstop “beep”.